

Pina _Table




Pina is a rechargeable battery-powered cordless table lamp. A "touch" control on the base allows switching on/off and dimming. It is suitable for both indoor and outdoor use (except gold, silver and copper finishes). An electronic control system monitors the remaining autonomy and ensures a constant luminous flux until the battery runs out. Recharging is therefore optimized and always properly done. The lamp comes with a contact charging base; battery charger included. Pina can be accessorized with a floor stand or a ceramic tray, to be purchased separately



LED dimmable IP54

LD1650

| | | | | | |
|---|------------------------------|------------|---|------------------------------|------------|
|  | White | B3 |  | Black | D3 |
|  | Dark gray | N3 |  | Corten | R3 |
|  | Sand | S3 |  | Black - Gold color leaf | DFO |
| | | | | Not suitable for outdoor use | |
|  | Silver color leaf | BFA |  | Gold color leaf | BFO |
| | Not suitable for outdoor use | | | Not suitable for outdoor use | |
|  | Copper color leaf | RFR | | | |
| | Not suitable for outdoor use | | | | |



DESIGN IN ITALY BY ZAFFERANO SRL, MADE IN PRC

Zafferano SRL - Viale dell'Industria, 26 31055 Quinto di Treviso
- Italy www.zafferanoitalia.com

Pina _Table

Lighting specifications

| | |
|-------------------|----------------------|
| source | LED |
| type | SMD |
| total power | 2,2 W |
| power LED | 2,0 W |
| color temperature | 2200 - 2700 - 3000 K |
| lumen lamp | 146 - 171 - 173 lm |
| lumen LED | 178 - 204 - 206 lm |
| beam angle | 44,5° |
| CRI | > 80 |
| class | G |
| dimmer | TOUCH DIMMER |
| motion sensor | NO |

Electrical specifications

| | |
|----------------|---|
| supply voltage | 5Vdc max.1A |
| frequency | 50/60 Hz |
| input | 100-240V |
| output | 5 Vdc max 1A |
| battery | 1 cell li-ion battery pack mod. 18650 3,7v - 2200 ma/h |
| battery life | 12 H. |
| charging time | 6/7 H. |

ACCESSORIES

LD0340RA




6 cm • 13.5 cm • 4.5 cm • 2,2 W
• IP20 • 100-240V • 50/60 Hz



Black

LD0350RP



33 cm • 51 cm • 5.8 cm • 2,2 W
• IP20 • 100-240V • 50/60 Hz



Black

LD0650RB



Ø 7.5 cm • IP20 • 100-240V
• 50/60 Hz



Black

LD0651

Ø 10.4 cm • 97.7 cm • 50/60 Hz


| | | |
|--|-----------|----|
| | White | B3 |
| | Dark gray | N3 |
| | Sand | S3 |

| | | |
|--|--------|----|
| | Corten | R3 |
| | Black | D3 |

Pina _Table

LD0652

Ø 24.5 cm • 3.3 cm •• 50/60 Hz



■ White with 01
Black reagent

■ Navy blue - 02
Blue

■ Sand - Light 03
blue